



• T3-390 PL

300°C to 1400°C

Features

- Two wire technology for easy electrical connection
- Wide temperature range 300°C.....1400°C
- Spectral range 3.9 μm
- Laser Light for precision targeting of the measuring object
- 60 ms response time adjustable upto 10 sec
- Analog output 2 wire....4-20 mA (Isolated)
- Digital TTL output & Infracsoft software
- Small spot sizes
- Emissivity can be adjusted directly at device
- Accessories for mounting and cooling options
- Very good stability

Standard Scope of Supply

- Pyrometer with 3 mtr. long connection cable
- Analog output 2 wire....4-20 mA
- Emissivity adjustable switch
- TTL output
- Calibration certificate, Operation manual

Optional

- Extra cable lengths
- Mechanical and Electrical Accessories
- USB Interface card & PC Software

Applications

- Measurement Through Flames & Combustion Without Influencing The Measurement.

• T3-390 PL

Highly Accurate On-Line Infrared Non-Contact Pyrometer in Two Wire Technology



T3-390 PL IR Pyrometer model provides the advantage of noncontact temperature measurement of metallic surfaces and in flame heated furnaces i.e through flames and flue gas. At a wavelength of 3.9um hot furnaces gases and clean burning gas flames are quite transparent and therefore permit temperatures of substances to be measured as well during heating up process in industrial furnaces with the use of infrared Pyrometer T3-390 PL. This format combines the high accuracy of digital signal processing with the simple connection. T3-390 PL IR Pyrometer is used for target temperature ranging from 300°C to 1400°C. The electronic assembly is protected by IP65 rugged stainless steel housing.

The parameters like Emissivity can be adjusted directly at device. Other parameters like Analog Sub Range, Response Time, Peak Picker, Valley Picker etc can be preset ex-works or adjustable via Software Infracsoft. T3 Series is provided with TTL output. Using the USB interface Infraclink and Software pyrometer can be connected to PC for parameter setting and data logging.

Software “Infracsoft”

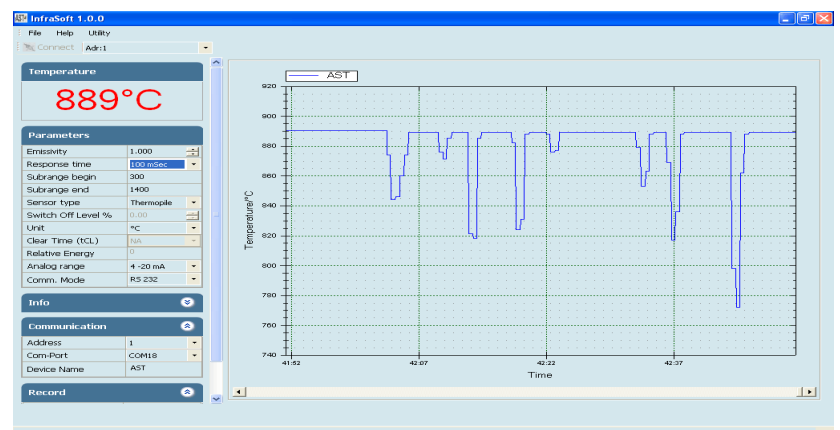
AST “Infracsoft “ software is provided with Infraclink USB Interface accessory. It offers parameter setting, view real time graph, offline graph and to evaluate measuring data. Communication between the pyrometer and the software is implemented via USB dongle. It comes with record feature, spot size calculator and parameter settings features.

Some of the parameters adjustable via software are

- Response Time
- Picker
 - Peak
 - Valley
- Sub Range
- Unit of Temperature (°C/°F)



USB Interface



Technical Specifications

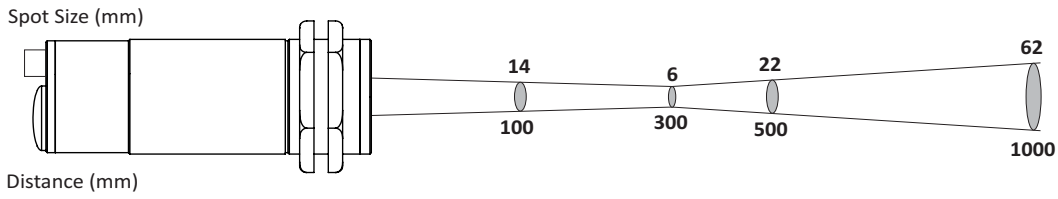
Model	T3-390 PL
Temperature Range (Analog sub-range adjustable)	300°C....1400°C
Spectral Range	3.9 μm
Photodetector Type	Thermopile
Distance to Spot Size Ratio	50:1
Emissivity (ε)	0.1....1.0 adjustable
Response Time	60 msec. adjustable upto 10sec
Accuracy	T < 500°C; ± 1.5% of measured value T ≥ 500°C; ± 1% of measured value (The instrument must be at constant ambient temperature for minimum 25-30 mins in power on condition)
Repeatability	0.3% of reading in °C + 1°C
Sighting Options	Laser Pilot Light (PL)
Analog Output	2 wire....4-20mA Linear Temperature Output Load : Max 500Ω at 24V DC, Max 200Ω at 18V DC
Digital Output	TTL
Operating Temp. Range	0°C.....70°C 0°C.....200°C (With water cooling jacket)
Storage Temp. Range	-20°C...70°C
Adjustable Parameters and Features via Software	Emissivity, Response Time, Analog Scale (Sub Range), Unit of Temperature (°C/°F), Peak Picker, Valley Picker
Power Supply	24 V DC (5 to 25 V DC for Laser Targeting light (I ≤ 30 mA))
Power Consumption	For Laser Targeting Max 0.65 watt For Device Max 0.6 watt
Laser Power	<1 m watt
Protection Class	Ip65
Housing	Stainless Steel
Operating Humidity	10-95%, Non-Condensing Conditions
Weight & Dimensions	250g Dia=Ø40mm; Length=113.5mm

We measure accurate temperature in extreme conditions

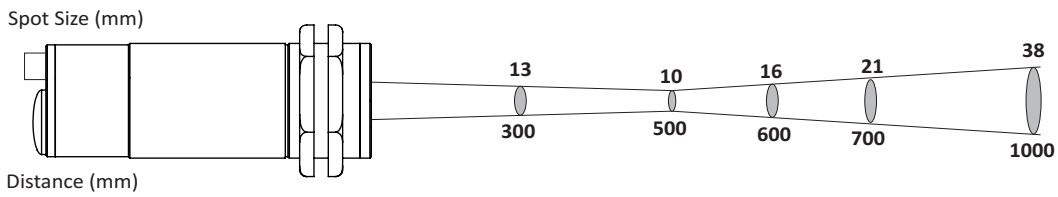
Spot Sizes

FOV 50 : 1

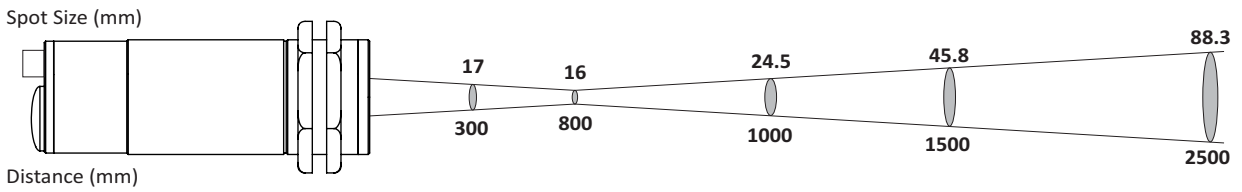
Optics 300



Optics 500



Optics 800



Accessories

Water Cooling Jacket
(Reference no. 8000-08)

Air Purge Unit
(Reference no. 8700-01)

Mounting Clamp
(Reference no: 8500-04)



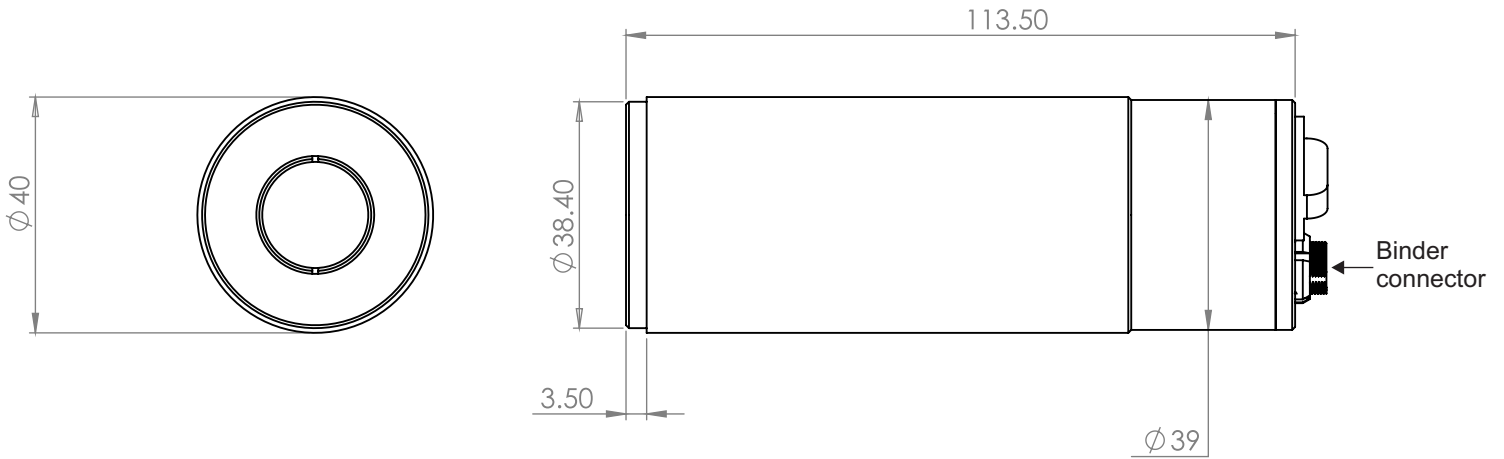
Power supply Input 110/230V AC
Reference No. 9000 - 02
Output 24 V DC, 0.7Amp.

Temperature Indicator
(Reference no: 9000-01)

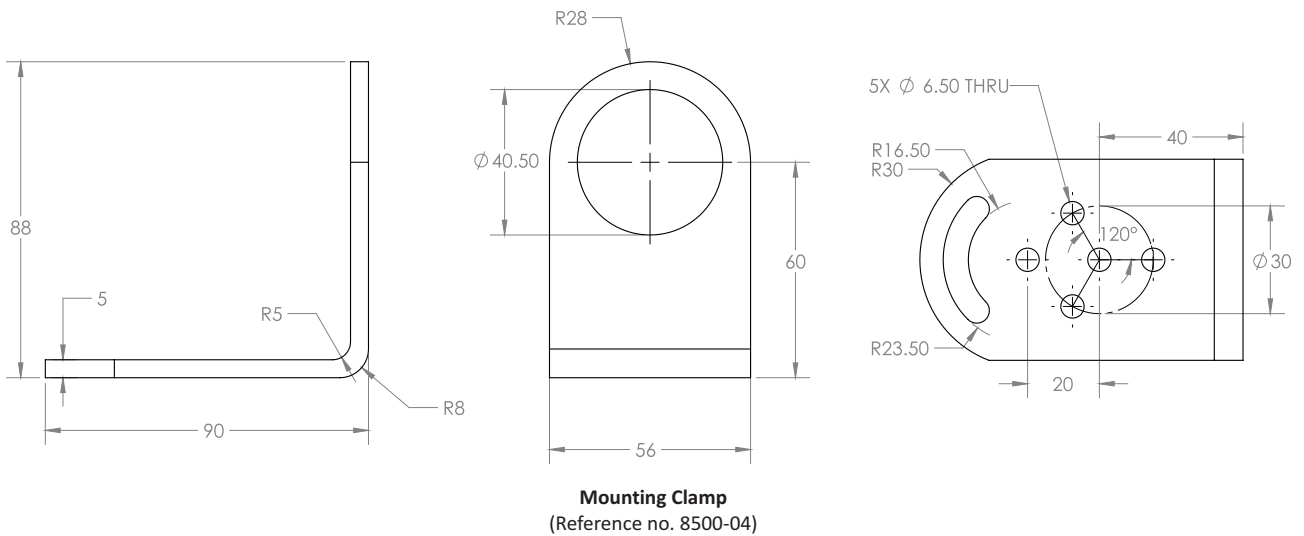
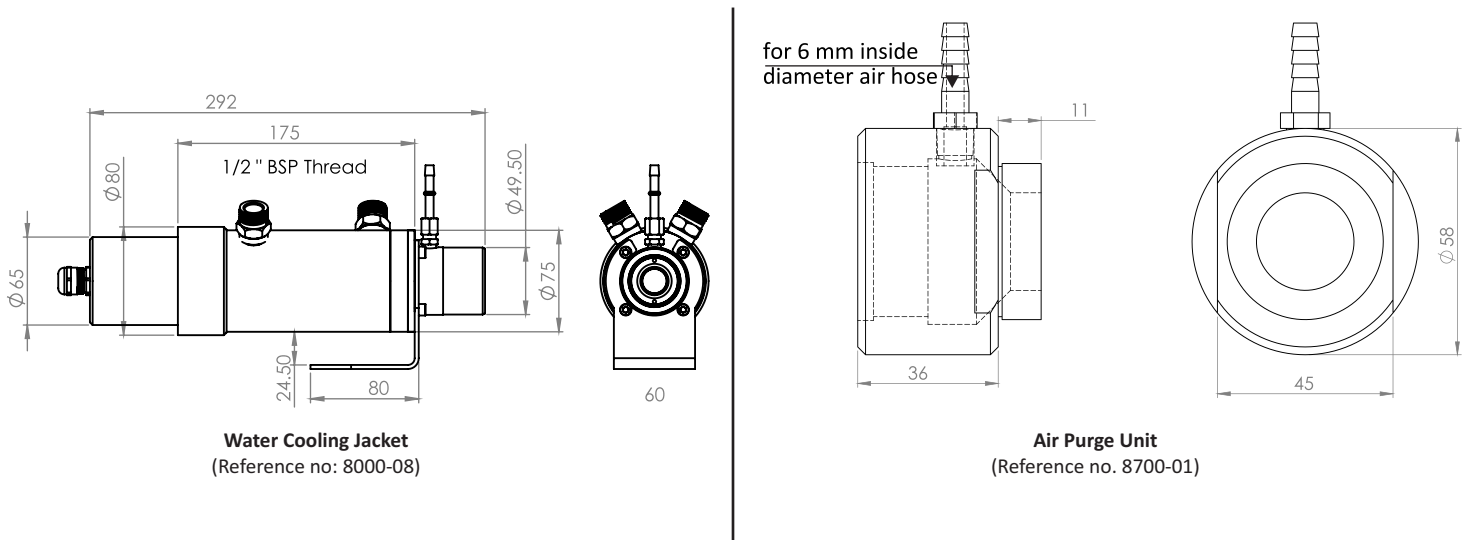


We measure accurate temperature in extreme conditions

Pyrometer Drawing



Pyrometer Accessories Drawings



Accurate Sensors Technologies Pvt. Ltd.
 Misgav Industrial Park, Misgav 20174 Israel
 Phone : +972-4-9990025, Fax : +972-4-9990031
 E-mail : info@accuratesensors.com

Accurate Sensing Technologies Pvt. Ltd.
 188A, B-169 (Part), B-188 (A), Road No. - 5, M. I. A.,
 Madri, Udaipur (Rajasthan) - 313003
 Phone : +91-9352506032
 Email : sales@astinfrared.com

AST
 Accurate Sensors Technologies